




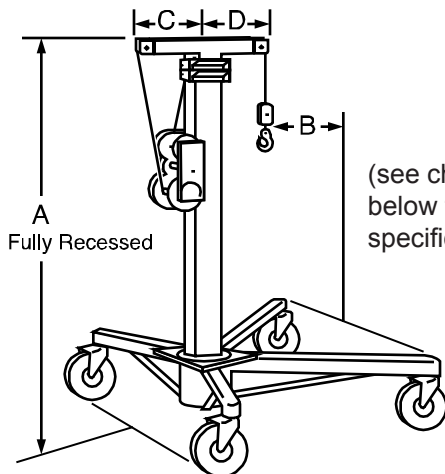
The Versatile Lift That Makes One Man A Crew!




- Lifts 1,500 lb (680 kg)
- 15, 18 and 25 foot heights (4.6, 5.5 and 7.6 m)
- Moves vertically and horizontally
- 2 Winches: operate load and mast elevation separately
- 4-Speed Load winches
- Infinite load height adjustment
- Ideal for job or shop



- Enables one man to perform as a crew – pays for itself in days!
- Lift and place loads in tight locations impossible for other lifts
- 8" casters (200 mm) permit full load to be positioned with ease
- Tee Head Extension available for wider loads up to 1,000 lbs (455 kg)
- Eliminates the need for come alongs, scaffolds, monorails and swing booms



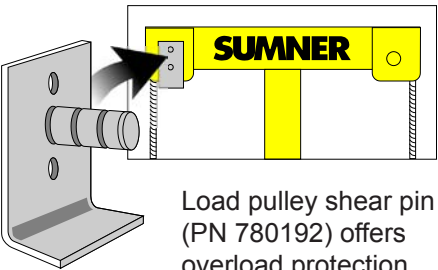
(see chart below for specifications)



Mast and base sections separate quickly for ease of transportation and storage.


Part No.	Description	Weight		A		B		C/D		Base		Max Height	
		lb	kg	inch	cm	inch	cm	inch	cm	inch	cm		
780300	R-100 Roust-A-Bout 15' Top Height	330	150	79	200	20	50	12	30	32 x 40	80 x 100	15' 2-1/2"	4.6
780301	R-150 Roust-A-Bout 15' Top Height	336	152	79	200	20	50	12	30	40 x 40	100 x 100	15' 2-1/2"	4.6
780302	R-180 Roust-A-Bout 18' Top Height	403	183	126	320	25	63	14.5	36	50 x 50	125 x 125	17' 11-5/8"	5.5
780303	R-250 Roust-A-Bout 25' Top Height	493	224	119	302	30	75	17.5	44	60 x 60	150 x 150	25' 3/8"	7.6

Roust-A-Bout



Load pulley shear pin (PN 780192) offers overload protection. Each Roust-A-Bout comes with a spare for quick, in-field resetting.

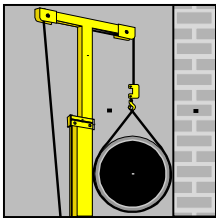
Two Winch System



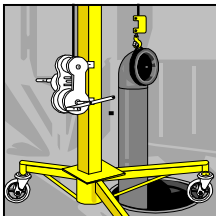
Available in optional galvanized finish!



The Roust-A-Bout Tackles the Tough Jobs:

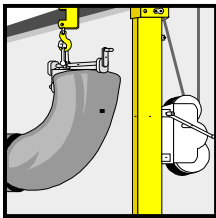


The Roust-A-Bout operates in tight areas that are inaccessible for other lifts.

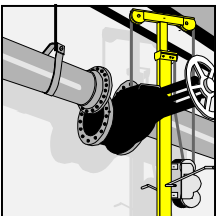


Loads can be lowered below floor level with the Roust-A-Bout's unique design.

Used in combination with Sumner's Adjust-A-Fit, the Roust-A-Bout can maneuver awkward objects for easy placement.



One man can position objects weighing 1,500 lb (680 kg) with infinite accuracy... up to 25 feet above!



Tee-Head Extension Bar

Lift wider loads with the Sumner Roust-A-Bout!



➡ Takes only minutes to attach or detach

Part No.	Description	Weight		A		B		C	
		lb	kg	inch	cm	inch	cm	inch	cm
781060	R-100/150 Tee-Head Extension Bar	21	9.5	22	55	43	108	48	120
781061	R-180 Tee-Head Extension Bar	24	11.0	29	73	58	145	63	158
781062	R-250 Tee-Head Extension Bar	33	15.0	37	93	73	183	68	173

Caution: Load center is moved to only 4" (10 cm) back of front casters, decreasing stability. Use carefully and only on bulky loads up to 1,000 lb/455 kg.

➡ Expands the Roust-A-Bout for handling bulky loads up to 1,000 lb (455 kg)

