



Hoist Ring 8-203

Product information

Rotates through 360° and pivot 180°, rated at 100% at 90° angle.

Load rated parts are 100% magnaflux crack detected.

Individual forged parts and cap screw are traceable to Test Certification.

Bolt are Metric thread (ASME / ANSI B18.3.1M).

Proof tested to 2.5 times the WLL.

Fatigue rated to 1.5 times the WLL.

Quick and simple assembly, just a tapped hole is required.

Material: Manufactured from forged alloy steel, quenched and tempered.


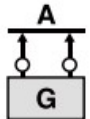

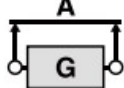
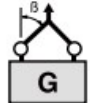


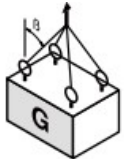
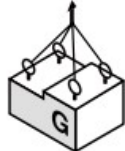
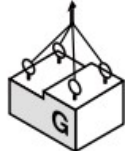
Marking: According to standard, CE-marked

Standard: EN 1677-1

Safety factor: 4:1

Part code	WLL ton	Thread	Torque Nm	A	B mm	C mm	D mm	E mm	F mm	G mm	M mm	Weight kg	Delivery time
42158203004	0.5	M8x1.25	10	40	41	41	10	17	101	65	M8	0.4	2
42158203005	0.55	M10x1.5	16	40	41	43	10	11	101	65	M10	0.5	2
42158203005L	0.55	M10x1.5	16	40	41	43	10	26	101	65	M10	0.5	2
42158203010	1.3	M12x1.75	38	65	59	57	15	15	157	104	M12	1.7	2
42158203010L	1.3	M12x1.75	38	65	59	57	15	30	157	104	M12	1.7	2
42158203019	2.4	M16x2	81	65	59	61	15	20	157	104	M16	1.8	2
42158203019L	2.4	M16x2	81	65	59	61	15	35	157	104	M16	1.8	2
42158203021	2.7	M20x2.5	136	65	59	65	15	25	157	104	M20	1.8	2
42158203021L	2.7	M20x2.5	136	65	59	65	15	45	157	104	M20	1.9	2
42158203030	3.75	M20x2.5	136	85	74	74	22	25	203	134	M20	4	2
42158203030L	3.75	M20x2.5	136	85	74	74	22	45	203	134	M20	5.2	2
42158203042	5.25	M24x3	312	85	74	78	22	26	203	134	M24	4.2	2
42158203042L	5.25	M24x3	312	85	74	78	22	56	203	134	M24	4.3	2
42158203070	8.75	M30x3.5	637	100	80	77	25	81	216	160	M30	6.6	2
42158203110	13.75	M36x4	1,005	120	106	108	36	76	306	220	M36	15	2
42158203125	15.6	M42x4.5	1,005	120	106	111	36	65	305	220	M42	16	2
42158203135	16.9	M48x5	1,350	120	106	115	36	70	306	220	M48	16	2
42158203155	19.4	M56x5.5	1,350	138	109	-	34	94	308	241	M56	19.1	2
42158203223	27.9	M64x6	2,847	138	100	-	38	98	312	241	M64	23	2

Technical data

Kind of attachment											
Number of legs	1	2	1	2	2	2	2	3-4	3-4	3-4	
Load direction	0°	0°	90°	90°	0-45°	45°- 60°	unsymm.	0 - 45°	45°- 60°	unsymm.	
Item No.	Thread	WLL(t)									
8-203-0041	M 8	0.50	1.0	0.50	1.0	0.70	0.50	0.50	1.05	0.75	0.50
8-203-0051	M10	0.55	1.1	0.55	1.1	0.77	0.55	0.55	1.16	0.83	0.55
8-203-0101	M12	1.30	2.6	1.30	2.6	1.82	1.30	1.30	2.73	1.95	1.30
8-203-0191	M16	2.40	4.8	2.40	4.8	3.36	2.40	2.40	5.04	3.60	2.40
8-203-0211	M20	2.70	5.4	2.70	5.4	3.78	2.70	2.70	5.67	4.05	2.70
8-203-0301	M20	3.75	7.5	3.75	7.5	5.25	3.75	3.75	7.88	5.63	3.75
8-203-0421	M24	5.25	10.5	5.25	10.5	7.35	5.25	5.25	11.03	7.88	5.25
8-203-0701	M30	8.75	17.5	8.75	17.5	12.25	8.75	8.75	18.38	13.13	8.75
8-203-0801	M36	10.00	20.0	10.00	20.0	14.00	10.00	10.00	21.00	15.00	10.00
8-203-1001	M36	12.50	25.0	12.50	25.0	17.50	12.50	12.50	26.25	18.75	12.50
8-203-1251	M42	15.60	31.2	15.60	31.2	21.84	15.60	15.60	32.76	23.40	15.60
8-203-1351	M48	16.90	33.8	16.90	33.5	23.66	16.90	16.90	35.49	25.35	16.90

Blueprint

